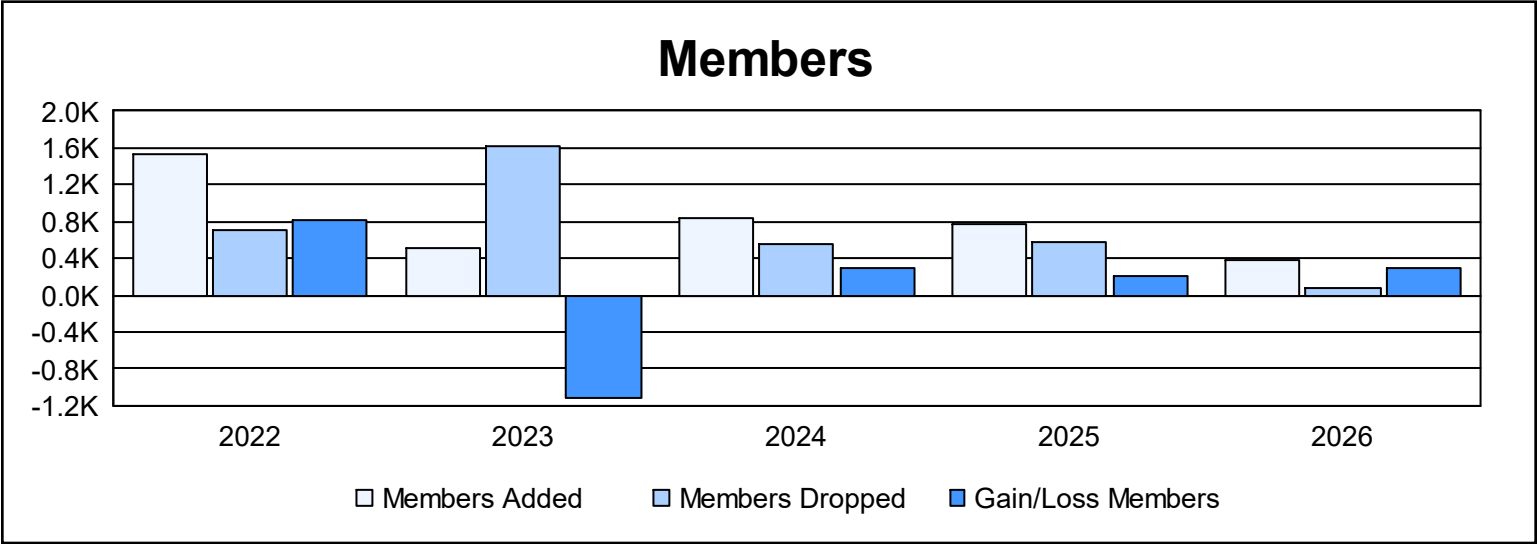
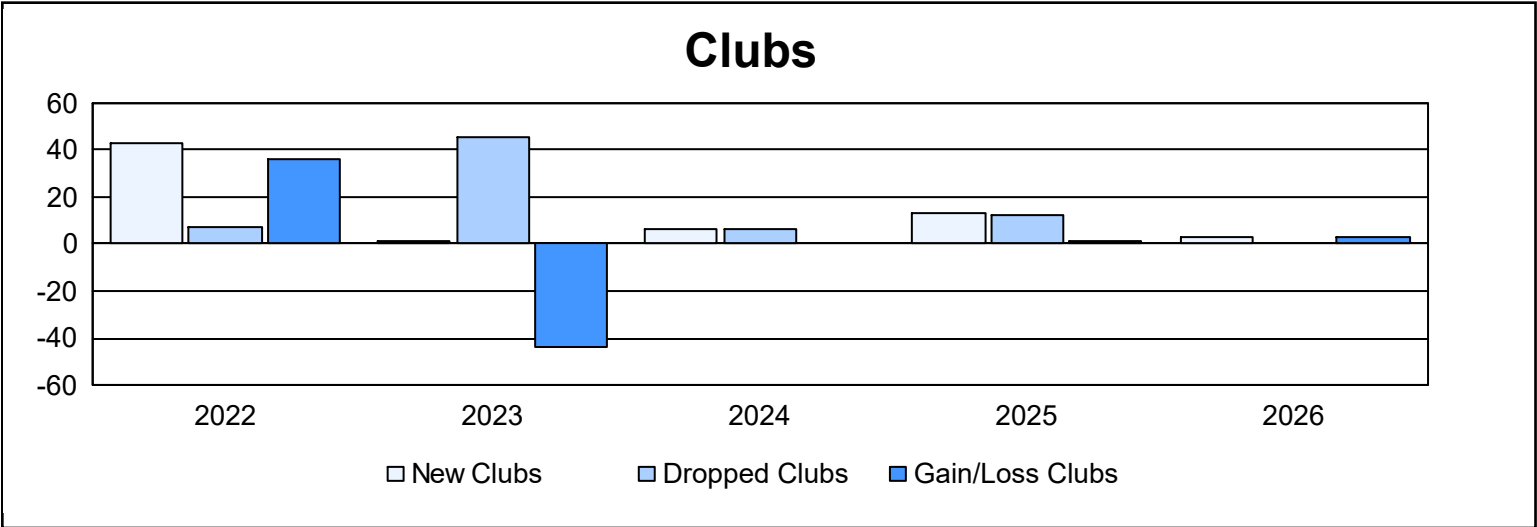
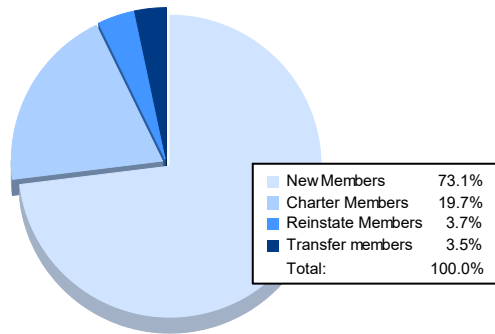


Year	New Clubs	Dropped Clubs	Gain/ Loss Clubs	New Members	Charter Members	Reinstate Members	Transfer Members	Total Member Added	Total Members Dropped	Gain/ Loss Members
2021-2022	43	7	36	418	1,054	34	21	1,527	717	810
2022-2023	1	45	-44	265	154	61	21	501	1,616	-1,115
2023-2024	6	6	0	413	211	169	50	843	551	292
2024-2025	13	12	1	395	298	54	30	777	573	204
2025-2026	3	0	3	275	74	14	13	376	73	303
Average	13	14	-1	353	358	66	27	805	706	99



Membership Composition September 2025 Cumulative



Gender Composition September 2025 Cumulative

